

KTM 790 DUKE

REF 0072

PARAMANOS PARA / HANDSGUARD FOR / HANDPROTEKTOREN FÜR



1 Person



35 min



INTERMEDIATE



FIX



Nº 10

TORX



T30

ALLEN



Nº 5

Nº 3

ID.	PIEZA/PART	DESCRIPCIÓN	DESCRIPTION	QTY.	REF.:
1		Paramanos derecho	Right handguard	1	0072JM3
2		Pieza derecha anclaje manillar Ø14 (Se suministra montada)	Ø14 right handlebar anchoring part (Supplied mounted with handguard)	1	0072JM3
3		Paramanos izquierdo	Left handguard	1	0072JM3
4		Pieza izquierda anclaje manillar Ø14 (Se suministra montada)	Ø14 left handlebar anchoring part (Supplied mounted with handguard)	1	0072JM3
5		Soporte metálico derecho (R)	right metal support (R)	1	SOPOR-2P-4-0072
6		Soporte metálico izquierdo (L)	left metal support (L)	1	SOPOR-2P-4-0072
7		Arandela de goma Ø4,5 x Ø11 x 2mm (Se suministra montada con las piezas 1-2-3-4)	Ø4,5 x Ø11 x 2mm Rubber washer (Supplied already mounted with 1-2-3-4)	4	ARAND-EPDM--722
8		Arandela de goma Ø4,5 x Ø14 x 4mm	Ø4,5 x Ø14 x 4mm Rubber washer	2	ARAND-GD13D5X4-
9		Tornillo allen M5x11 Ø11 ISO 7380	M5x11 Ø11 ISO 7380 Allen screw	6	TORNI-AI----520
10		Arandela de nylon M5x1	M5x1 nylon washer	6	ARNV00000000245
11		Tuerca grafilada M5 (Se suministra mon- tada con las piezas 1-2-3-4)	M5 special nut (Supplied already mounted with 1-2-3-4)	4	TUERC-D6923-255
12		Arandela de goma Ø15 x Ø28 x 1mm	Ø15 x Ø28 x 1mm Rubber washer	4	ARAND-----740
13		Arandela metalica Ø15x Ø28 x 2,5	Ø15x Ø28 x 2,5 metal washer	2	ARANDPD125--741
14		Tornillo especial M6x12 Long Hexagonal 20 (M6x12) NEGRO	M6x12 special screw hexagonal lenght 20 (M6x12) Black	1	TORNI-EM6---802
15		Tapón tornillo M5 ISO 7380	M5 ISO 7380 Allen screw cap	6	TAPON-----85
16		Kit adhesivos	Stickers set	1	ADHESI-----234

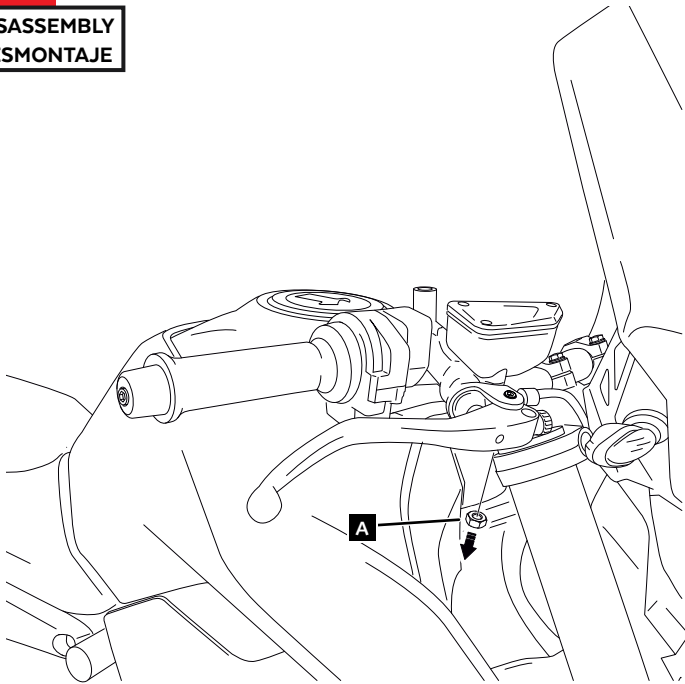
KTM 790 DUKE

INSTRUCCIONES DE MONTAJE - MOUNTING INSTRUCTIONS - MONTAGEANLEITUNG

LADO DERECHO - RIGHT SIDE - RECHTE SEITE

1

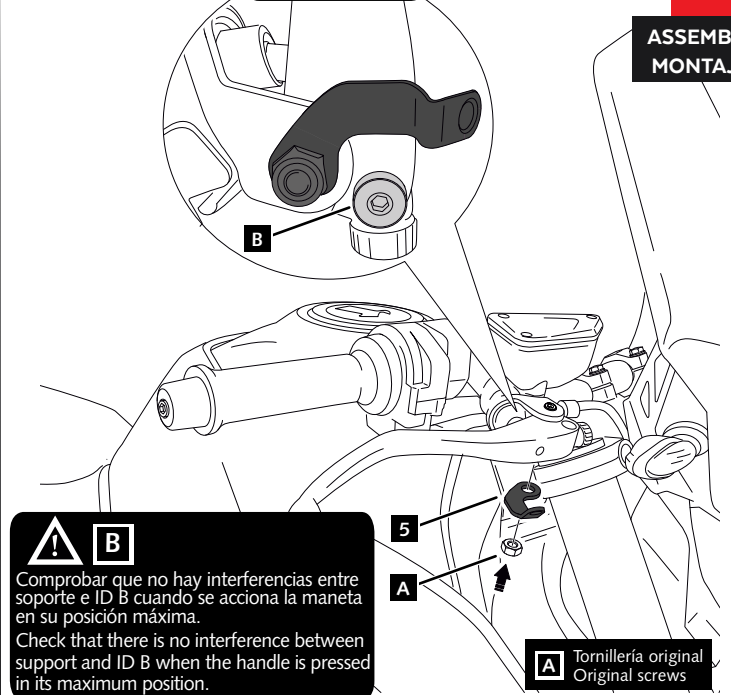
**DISASSEMBLY
DESMONTAJE**



2

**ASSEMBLY
MONTAJE**

**VISTA INFERIOR
BELOW VIEW**

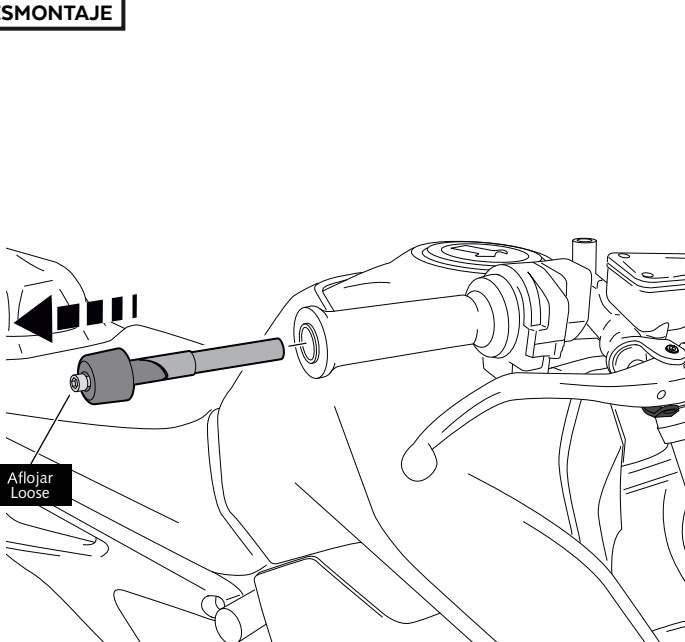


⚠ B
Comprobar que no hay interferencias entre soporte e ID B cuando se acciona la maneta en su posición máxima.
Check that there is no interference between support and ID B when the handle is pressed in its maximum position.

A Tornillería original
Original screws

3

**DISASSEMBLY
DESMONTAJE**

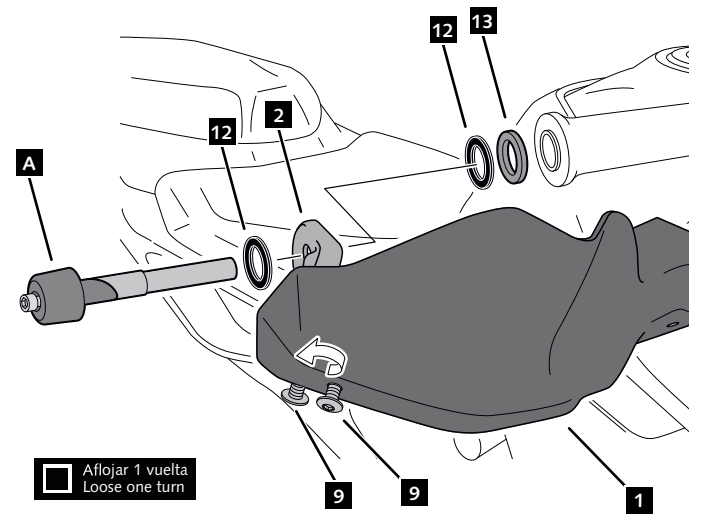


Aflojar
Loose

4

**ASSEMBLY
MONTAJE**

A Tornillería original
Original screws



☐ Aflojar 1 vuelta
Loose one turn

KTM 790 DUKE

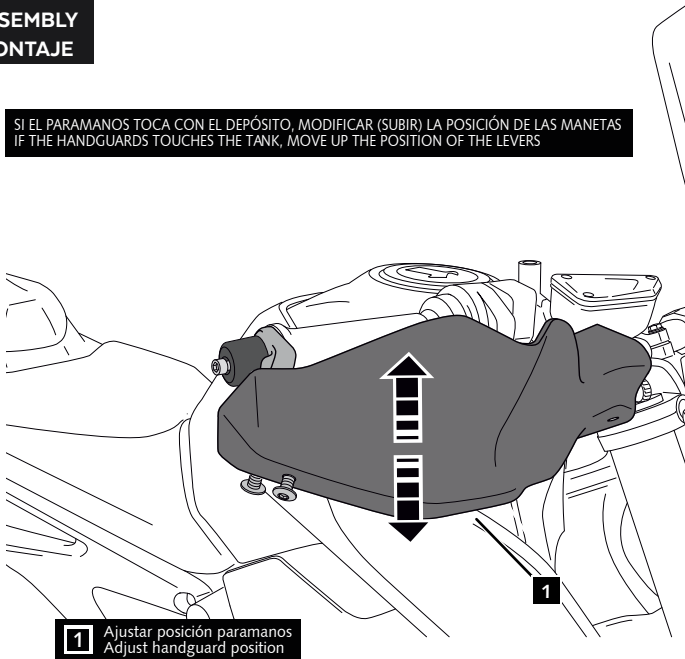
INSTRUCCIONES DE MONTAJE - MOUNTING INSTRUCTIONS - MONTAGEANLEITUNG

LADO DERECHO - RIGHT SIDE - RECHTE SEITE

5

**ASSEMBLY
MONTAJE**

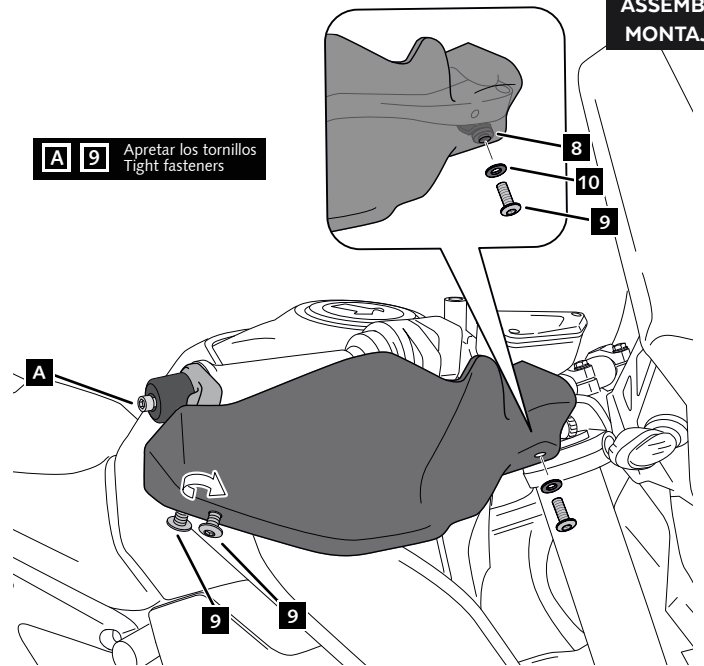
SI EL PARAMANOS TOCA CON EL DEPÓSITO, MODIFICAR (SUBIR) LA POSICIÓN DE LAS MANETAS
IF THE HANDGUARDS TOUCHES THE TANK, MOVE UP THE POSITION OF THE LEVERS



6

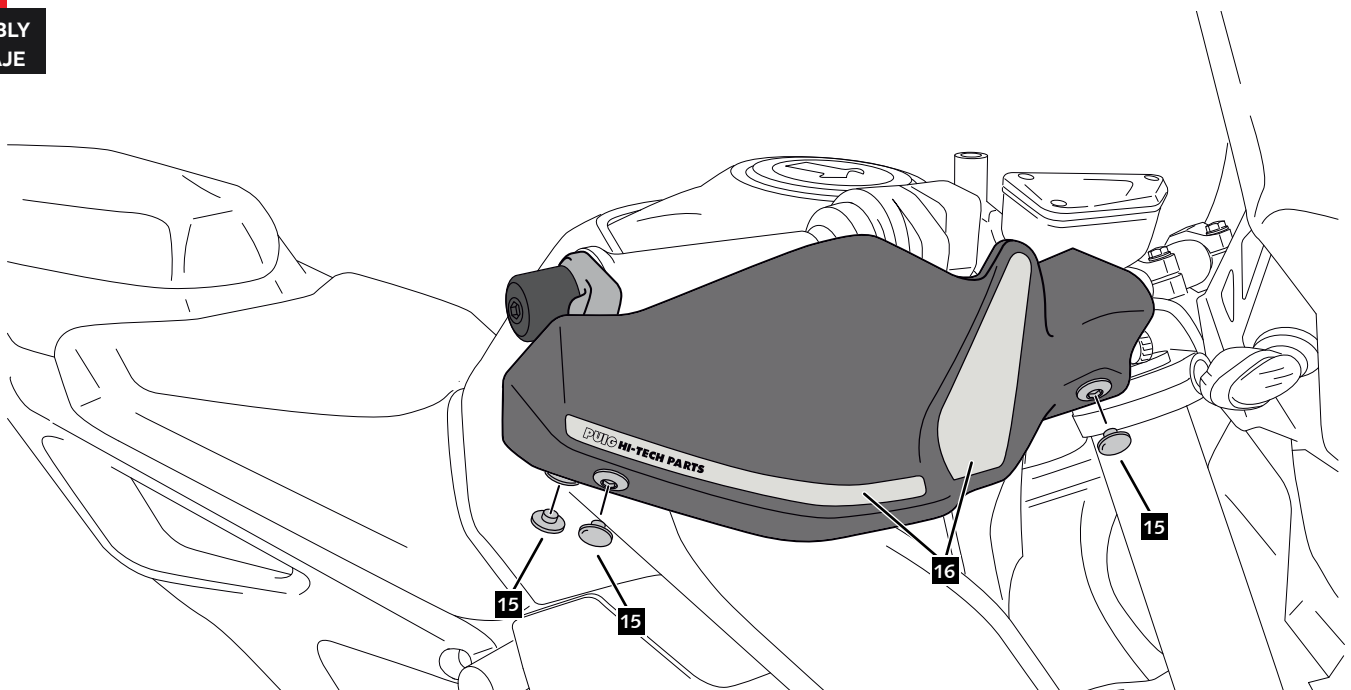
**ASSEMBLY
MONTAJE**

A 9 Apretar los tornillos
Tight fasteners



7

**ASSEMBLY
MONTAJE**



KTM 790 DUKE

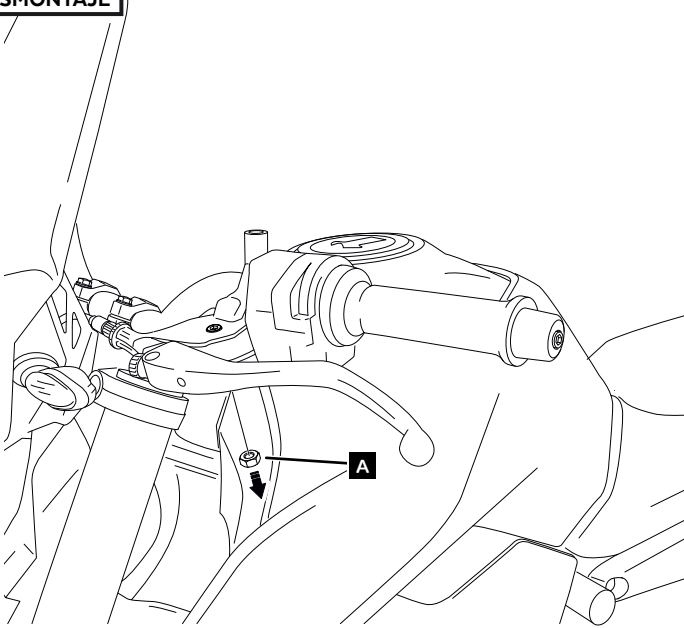
INSTRUCCIONES DE MONTAJE - MOUNTING INSTRUCTIONS - MONTAGEANLEITUNG

LADO IZQUIERDO - LEFT SIDE - LINKE SEITE

1

**DISASSEMBLY
DESMONTAJE**

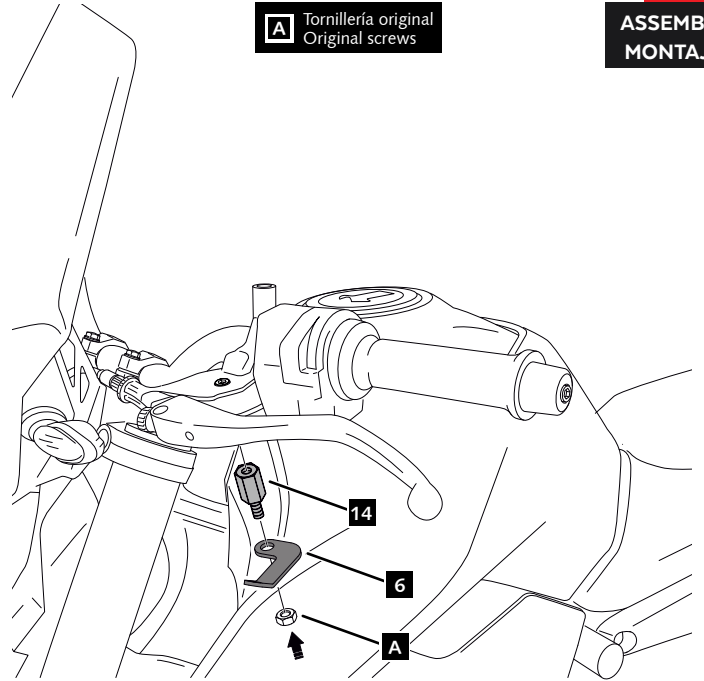
A Tornillería original
Original screws



2

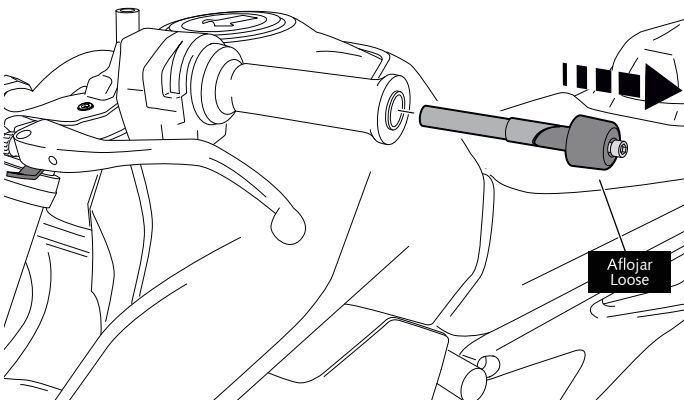
**ASSEMBLY
MONTAJE**

A Tornillería original
Original screws



3

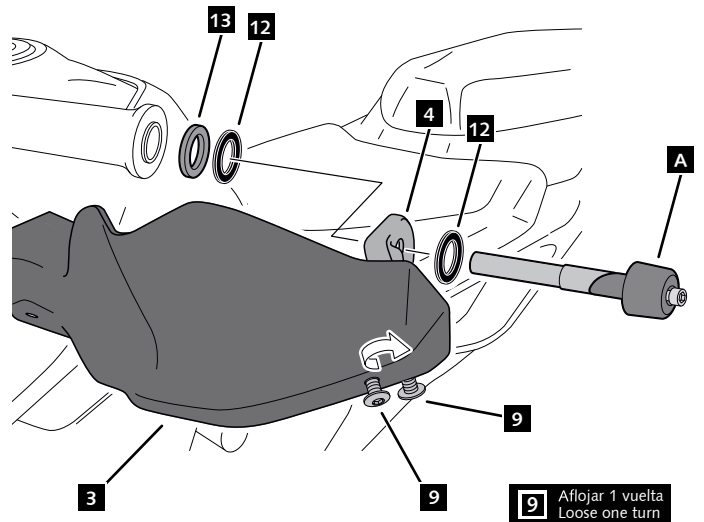
**DISASSEMBLY
DESMONTAJE**



4

**ASSEMBLY
MONTAJE**

A Tornillería original
Original screws



KTM 790 DUKE

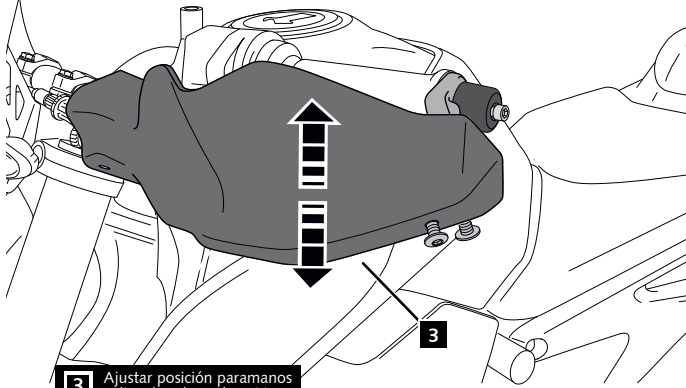
INSTRUCCIONES DE MONTAJE - MOUNTING INSTRUCTIONS - MONTAGEANLEITUNG

LADO IZQUIERDO - LEFT SIDE - LINKE SEITE

4

**ASSEMBLY
MONTAJE**

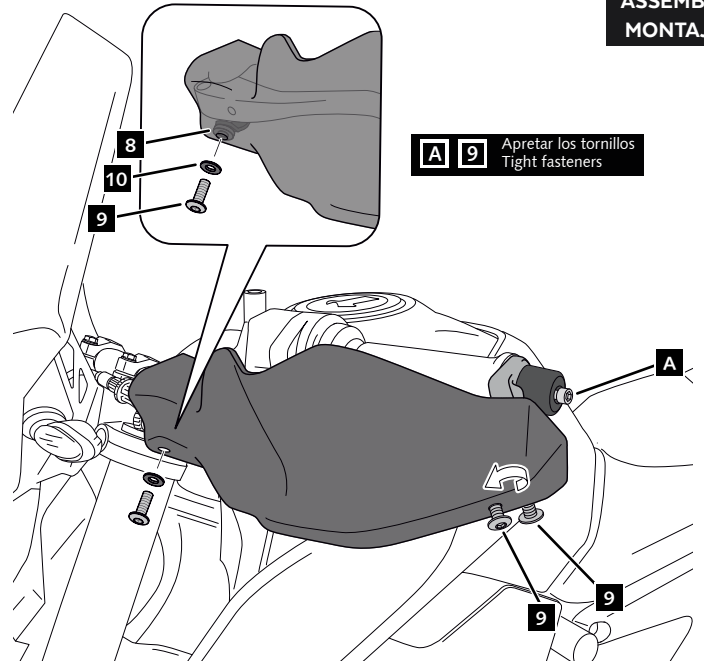
SI EL PARAMANOS TOCA CON EL DEPÓSITO, MODIFICAR (SUBIR) LA POSICIÓN DE LAS MANETAS
IF THE HANDGUARDS TOUCHES THE TANK, MOVE UP THE POSITION OF THE LEVERS



3 Ajustar posición paramanos
Adjust handguard position

5

**ASSEMBLY
MONTAJE**



A 9 Apretar los tornillos
Tight fasteners

6

**ASSEMBLY
MONTAJE**

